

SONGLE RELAY



RELAY ISO9002

SRU



1. MAIN FEATURES

- High contact capacity : 15A, (15A for UL approved)
- UL/CSA, TUV recognized. (TV-5 Approved).
- Employment of suitable plastic materials to be applied to high temperature and various chemical solution.
- Sealed types available.

2. APPLICATIONS

- Home appliance, air conditioner, heater, etc.
- Automotive Power-window, car antenna, door-lock, etc.
- Office machine, facsimile, etc.
- Vending machine.
- Remote control TV receivers, monitor displays, audio equipment high rushing current use application.

3. ORDERING INFORMATION

SRU	XX VDC	S	L	C
Model of relay	Nominal coil voltage	Structure	Coil sensitivity	Contact form
SRU	03、05、06、09、12、 18、24、48VDC	S:Sealed type	L:0.36W	A:1 form A
		F:Flux free type	D:0.45W	B:1 form B
				C:1`form C

4. RATING

10A/240VAC 28VDC

15A/120VAC 28VDC

CCC FILE NUMBER:CH0036746-99 10A/250VDC

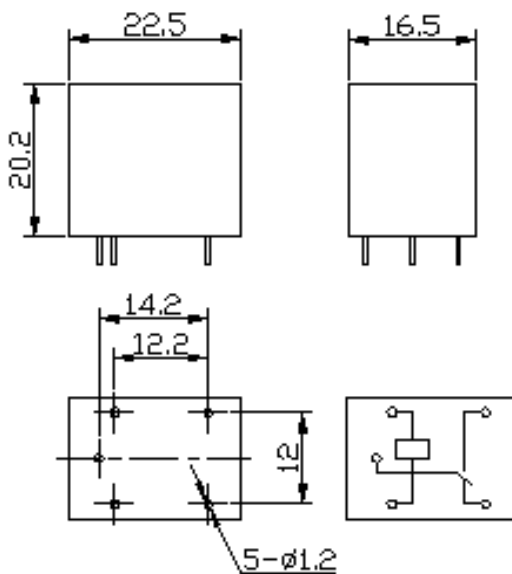
UL/CUL FILE NUMBER: E167996 10A/240VAC , 12A/120VAC , 15A/120VAC 24VDC

TUV FILE NUMBER: R9933789 10A/240VAC 28VDC

5. DIMENSION(unit:mm)

DRILLING(unit:mm)

WIRING DIAGRAM



6. COIL DATA CHART (AT20°C)

Coil Sensitivity	Coil Voltage Code	Nominal Voltage (VDC)	Nominal Current (mA)	Coil Resistance (Ω) $\pm 10\%$	Power Consumption (W)	Pull-In Voltage (VDC)	Drop-Out Voltage (VDC)	Max-Allowable Voltage (VDC)
SRU (High Sensitivity)	03	03	120	25	abt. 0.36W	75% Max.	10% Min.	130%
	05	05	71	70				
	06	06	60	100				
	09	09	40	225				
	12	12	30	400				
	24	24	15	1600				
	48	48	7.5	6400				
SRU (Standard)	03	03	150	20	abt. 0.45W	75% Max.	10% Min.	130%
	05	05	89	56				
	06	06	75	80				
	09	09	50	180				
	12	12	37.5	320				
	18	18	25	720				
	24	24	18.7	1280				
	48	48	10	4500	abt. 0.51W			

7. CONTACT RATING

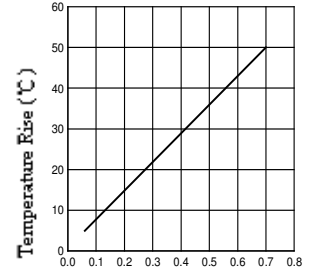
Item	Type	SRU	
		FORM C	FORM A
Contact Capacity Resistive Load ($\cos\Phi=1$)		10A 28VDC	15A 28VDC
		15A 120VAC	15A 125VAC
		10A 240VAC	10A 240VAC
Inductive Load ($\cos\Phi=0.4$ L/R=7msec)		5A 240VAC	7A 120VAC
		5A 28VDC	7A 28VDC
Rated Carrying Current		12A	15A
Referenced Min. Applicable Load		5VDC, 10mA	5VDC, 10mA
Contact Material		AgCdO	AgCdO

8. PERFORMANCE (at initial value)

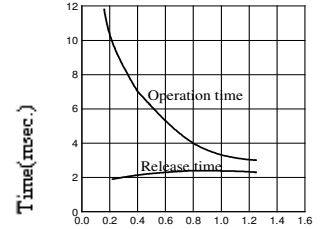
Item	Type	SRU
Contact Resistance		100m Ω Max.
Operation Time		10msec Max.
Release Time		5msec Max.
Dielectric Strength	Between coil & contact	1500VAC 50/60HZ (1 minute)
	Between contacts	1000VAC 50/60HZ (1 minute)
Insulation Resistance		100 M Ω Min. (500VDC)
Max. ON/OFF Switching	Mechanically	300 operation/min
	Electrically	30 operation/min
Ambient Temperature		-25°C to +70°C
Operating Humidity		45 to 85% RH
Vibration Endurance	Error Operation	10 to 55HZ Double Amplitude 1.5mm
		10 to 55HZ Double Amplitude 1.5mm
Shock Endurance	Error Operation	100G Min.
		10G Min.
Life Expectancy	Mechanically	10^7 operations. Min.
	Electrically	10^5 operations. Min.
Weight		abt. 12grs.

9. REFERENCE DATA

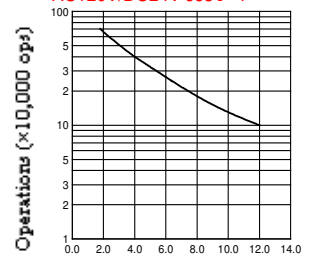
Coil Temperature Rise



Operation Time



Life Expectancy



Life Expectancy

